



St Oliver's Primary School

Newsletter

33 Wigram Street, Harris Park
Email: stolivers@parra.catholic.edu.au

Tel: 8633 8300
Website: www.stoliversharrispark.catholic.edu.au

At St Oliver's we are called to unite in service by living out our Mercy Values and striving to be quality learners who contribute positively to our community.

Term 2 Week 2

<http://www.stoliversharrispark.catholic.edu.au/home>

5th May 2022

DATES TO REMEMBER

MAY

Monday 9th

All students to be in Winter Uniform

Tuesday 10th

Naplan Yr 5 & Yr 3 students

Monday 23rd

Athletics Carnival
Holroyd Sports Ground



Dear St Oliver's Parents and Carers,

A warm welcome back to all of you as we commence another busy and exciting term of learning & teaching. We are excited to have the students back after the holidays and it is wonderful to see how energised and eager they are to learn.

The start of term 2 has been a very busy one indeed. The term started with a beautiful and poignant Anzac day prayer service where as a school community we paid our respect and remembered those who served and those who made the ultimate sacrifice in all the conflicts that Australia has participated in.

On Friday we got together for our first whole school Mass to celebrate Easter. Easter is a very special time when we celebrate Jesus' resurrection three days after his crucifixion. It also represents Christ's victory over death and the promise of eternal life for all of us. It was lovely to see so many parents in attendance.

Today we held our special Mother's Day celebration. We loved seeing all the Mums, Grandmums and significant special people in the children's lives. We wish everyone a very happy Mother's day on Sunday as we consider the great impact you have on our students' lives, as their first teachers.

Next week our Year 3 & Year 5 students will take part in Naplan. We wish them well. We also commence the preparation of students for First Holy Communion. We ask you to keep the students and teachers in your prayers as they begin this significant journey in their lives.

Warm regards,
Kareena Starr



RELIGIOUS EDUCATION NEWS

Jn 21: 1-14

A reading from the Holy Gospel according to John

Jesus stepped forward, took the bread and gave it to them, and did the same with the fish.



Jesus showed himself again to the disciples. It was by the Sea of Tiberias, and it happened like this: Simon Peter, Thomas called the Twin, Nathanael from Cana in Galilee, the sons of Zebedee and two more of his disciples were together. Simon Peter said, 'I'm going fishing.' They replied, 'We'll come with you.' They went out and got into the boat but caught nothing that night.

It was light by now and there stood Jesus on the shore, though the disciples did not realise that it was Jesus. Jesus called out, 'Have you caught anything, friends?' And when they answered, 'No', he said, 'Throw the net out to starboard and you'll find something.' So they dropped the net, and there were so many fish that they could not haul it in. The disciple who Jesus loved said to Peter, 'It is the Lord.' At these words 'It is the Lord,' Simon Peter, who had practically nothing on, wrapped his cloak round him and jumped into the water. The other disciples came on in the boat, towing the net and the fish; they were only about a hundred yards from land.

As soon as they came ashore they saw that there was some bread there, and a charcoal fire with fish cooking on it. Jesus said, 'Bring some of the fish you have just caught.' Simon Peter went aboard and dragged the net to the shore, full of big fish, one hundred and fifty-three of them; and in spite of there being so many the net was not broken. Jesus said to them, 'Come and have breakfast.' None of the disciples were bold enough to ask, 'Who are you?'; they knew quite well it was the Lord. Jesus then stepped forward, took the bread and gave it to them, and the same with the fish. This was the third time that Jesus showed himself to the disciples after rising from the dead.

REFLECTION

You and I, like Peter, are enabled by grace to repent of our betrayals of Our Lord, some major, most minor, and to claim: "Lord, you know that I love you."

But, this claim has to be evidenced by concrete action. In the case of Peter it was to feed and shepherd "my lambs, my sheep." What will manifest our professed love? In the words of Father Richard Rohr, it is *to love what God loves*.

Of course, we have to love our fellow human beings, but leaving it there would be inadequate. "For God so *loved the cosmos* as to give the Son." (Jn 3:16,17) So what must we do?

Recall, Our Lord says elsewhere, "You are the Salt of the Earth." You must preserve the Earth so that it does not decay and so that it is a suitable habitation for all the creatures, including us, for whom the Earth is a common home.

He went on: "You are the Light of the Cosmos." You are the enlightened mind and the enflamed heart of the whole cosmos, enabling it to understand its existence and to love God for it.

We could pause for a moment to reflect on the words of Pope Francis: "We, the women and men of the Church, we are in the middle of a love story and each of us is a link in this chain of love. And if we do not understand this, we have understood nothing of what the Church is."

© Fr Michael Tate

PARISH BULLETIN NEWS

WEEKDAY MASS TIMES Tuesday to Friday: 7:00 a.m.

WEEKEND MASS TIMES

Saturday: Vigil 5:30 p.m. Sunday: 8:00 a.m. & 10:00 a.m.

OFFICE HOURS : Tuesday & Friday 9:00 a.m. - 2:00 p.m. Wednesday 8:00 a.m. - 1:00 p.m.

Mrs Jaquelin Dib

Religious Education Coordinator

EASTER HAT PARADE

Last Friday we celebrated the Resurrection of our Lord with a Mass and Easter Hat Parade. It was wonderful to see all the creative and colourful hats.



Mother's Day

A Big thank to our parents who helped on the Mother's Day stall and prepared and wrapped all the gifts.

A special mention to Mrs Moses, Mrs Ross, Mrs Neal, Mrs Kazzi, Mrs Mendis, Mrs Rizk and Mrs De Jesus.



DIOCESAN CROSS COUNTRY

On Tuesday 3rd May, 22 students from Stage 2 and 3 represented St Oliver's at the Diocese Cross Country Carnival. This event was held at Sydney Motorsport Park, Eastern Creek.

Students aged 8-10 years ran 2 km and students aged 11-13 ran 3 km. The students who finished in the top 8 within their age group would progress to the next round.



All of our students should be commended on their efforts throughout the day not just on the track but also within the stands. There was a great display of sportsmanship towards their peers as well as students from other schools, encouraging each other to cross the finish line. The true St Oliver's spirit was out in force!

A special congratulations to Jordan Semayobe (Year 6) who placed 8th in the 11 years boys Eastern region race. Jordan has been selected to compete in the upcoming NSWCPSCC Cross Country Championships. We all wish Jordan the best of luck.

Once again a big congratulations to all of our competitors!

Emily Vuljanic

UPCOMING EVENTS

WINTER UNIFORM

9th May All students should be in their full winter uniform.


Naplan

10th May for Yr 5 and Yr 3 students




Parents will need to be a Lowes Card holder (either Zero or Rewards) to receive the discount, but you can apply instore on the day or online. The Sale is both instore and online.



school photographs are coming up soon



Group presentation format is chosen by your school. Format may vary from options shown.



Perfect for 10x15 frames

NEW
48 Personalised Stickers

Please note: Traditional or Composite group and the presentation format are chosen by your school. Sibling photos, if available, can also be ordered online and must be ordered prior to your photo day. A late fee will apply for photos purchased after ordering has closed.

how to order

order online

Online payment options include Visa, Mastercard and PayPal. Alternatively, you can choose to pay over 10 weeks using LatitudePay.

STEP 1


Go to www.advancedlife.com.au on your computer, phone or tablet.

STEP 2

Enter your school code:
Z6B Y4P 5NJ
in the 'order and download' box.
This will take you to your school's secure online ordering site.

STEP 3

Click on 'Order Photos' and complete your details and procedures. During this process you can place orders for additional children at your school and sibling photos, if available



cash/envelope ordering

Your school prefers orders to be placed online. However, if you are unable to order online, please complete your order using the order envelope provided.

STEP 1

Complete a separate order envelope for each individual child's package/s ordered. If ordering for more than one child, payment should be enclosed in the envelope of the eldest child and this should be indicated on the envelope of the other child/children (the envelope that does not have cash enclosed).

STEP 2

Enclose exact cash payment in one envelope for the package/s you are ordering. Payment for more than one child should be in the eldest child's envelope and marked at the bottom of the envelope in the space provided.

STEP 3

Return your completed envelope/s, with correct cash payment, to our photographers on the day.


Please note: You must enclose exact correct payment, as change is not available. Credit card payments can only be made online and we no longer accept cheques. There is a separate envelope for sibling photo orders, should your school choose to offer sibling photos.

School photographs will be returned to your school 4-6 weeks after the day of photography

IMPORTANT - "not for publication" students

If you have instructed your school that your child's image is "not for publication" (sometimes called "do not publish" or "not for media release" instructions), the school will ensure that your child is not presented to our photographers on photo day and school photographs will not be available for purchase. If you wish to change your instruction, then you must notify your school, so they change their records and identify your child as able to be photographed for school photography purposes. All students presented to our photographers by your school on photo day will be photographed, their images will appear in school photography packages with their fellow students and these packages will be available to purchase by all families.

Contact us: www.advancedlife.com.au/contact



ST OLIVER'S IS NOW USING COMPASS - SKOOLBAG CLOSING

All notes will now be sent on Compass via email and sms. Over the next couple of weeks Skoolbag will be phased out. We encourage all parents to download the Compass App so you can:

- Receive all school news, notes and events
- Enter all absence notes
- Receive absence notifications. You can click directly on the link in the sms to respond to the absence. All absences must be accounted for.

How Do I access Compass?

Compass Web Access

1. Compass is accessible on your web browser (Internet Explorer, Firefox, Chrome, Safari) and/or by using the Compass iOS or Android apps. To access the parent portal, you can go to our school's website and click the Compass link on their homepage. Alternatively, you can go to <https://schools.compass.education/> where you can search for our school's direct URL. You can access information about your child here as well as put in Absence notes.

To log in you will require your unique family username and password. These details have been provided to you by our school by email (please check your emails). Upon first login, you will be required to change your password and confirm your email address and mobile phone number. These details may be used by our school for SMS, password recovery and email communication throughout the year.

Compass App

2. To download the app, please go to the App store on your device and search for Compass School Manager in the store. You will receive all messages from the school and also absence notifications.

Entering an Attendance Note

From the Compass home screen (or from your student's profile), click the Add Attendance Note item.

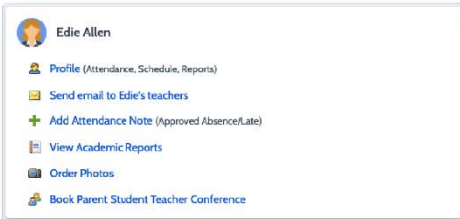
From the pop-up window

Select the reason

Enter a brief description of the absence

Select the start and finish time

Click the 'Save' button

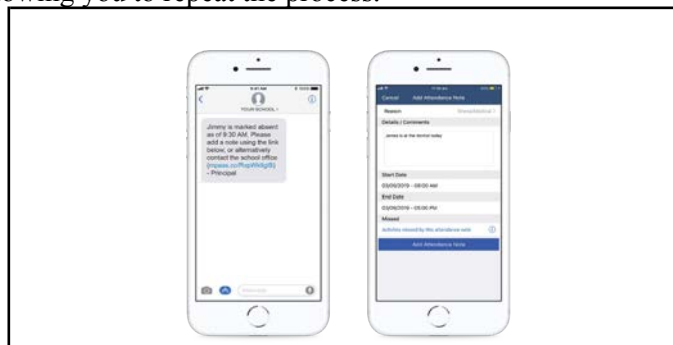


What is an Attendance Note?

An Attendance Note is used to explain when your child is absent or late for school.

SMS Link

If your child is marked as absent without prior approval you will receive a sms message containing a link. When you click on the link, you will have the opportunity to explain the absence. The link will expire after you have clicked it, meaning that it cannot be used to explain unapproved absences in the future. Instead, you will receive another message containing a new link, allowing you to repeat the process.



Learn more about Compass using our parent guide [available here](#)

Mother's Day at St Oliver's

